

2016-2017 Cycle

Assessment Findings

Finding per Measure

Women's Resource Center Outcome Set

Goal

Outcome: Goal 3

Increase retention and graduation rates of female students who attend WRC functions.

▼ Measure: Student Participants Graduation

Indirect - Other

Details/Description: Participants who attended activities between Fall 2015 and Spring 2017 would have graduated within 5 to 6 years

Acceptable Target: 80% percent of student participants who attended events graduated within 5 to 6 years.

Findings for Student Participants Graduation

Summary of Findings: (In progress) Some student-participants are still working on their degree programs after spring 2017.

However, those who graduated within fall 2015 to spring 2017 after attending a WRC event are as follows:

* Spring 2017 events --> Out of 42 student participants (including 8 junior-senior students), 1 graduated with an associate's degree in CIT-Design. None graduated with a bachelor's degree at this time.

* Fall 2016 events --> Out of 76 student participants (including 9 junior-senior students), 5 graduated with associate's degrees in the following programs: 3 in English, 1 in Biology, and 1 in Business. None graduated with a bachelor's degree at this time.

* Spring 2016 events --> Out of 105 student participants (including 34 junior-senior students), 9 graduated with associate's degrees in the following programs: 2 in English, 1 in Chemistry, 3 in Psychology, 1 in Radio Therapy, 1 in Human Communication, and 1 in History. In addition, 4 graduated with bachelor's degrees in the following programs: 1 in English, and 3 in Psychology.

* Fall 2015 events --> Out of 37 student participants (including 4 junior-senior students), 2 graduated with associate's degrees in the following programs: 1 in Criminal Justice, and 1 in Business. None graduated with a bachelor's degree at this time.

From the sample data analyzed, less than 80% percent of student participants have graduated within 5 to 6 years because this timeline is still ongoing.

The attached files include an Excel data of all event participants per semester to pull from (filter according to year, semester, and student participants only) and a graphic image of student graduation rates per year.


Results:

Acceptable Target Achievement: Not Met

Actions to be Taken:

To meet the 80% graduation target, continue tracking within 5-6 years the number of student graduates who attended WRC events starting fall 2015.

Substantiating Evidence:

 Excel Data of WRC events and student participants (Microsoft Excel)

An Excel data of all event participants per semester to pull from (filter according to year, semester, and student participants only) to determine student graduation rates per year.

▼ Measure: Student Participants Retention

Indirect - Focus Group

Details/Description: Conduct a focus group and design a protocol that will include questions to support whether the attendance to events had to do with them coming back to school the following semester.

Acceptable Target: To be decided.


Findings for Student Participants Retention

Summary of Findings: In-progress.

Actions to be Taken: This coming fall, we will invite student participants from our previous campus events to attend a focus group discussion on the effects of WRC's events on student retention.

The attached questionnaire will be used for the focus group discussion.

Substantiating Evidence:

 Focus Group Questionnaire (Adobe Acrobat Document)

The attached questionnaire will be used for the focus group discussion.

▼ Measure: Student Participants Retention
Indirect - Other

Details/Description: Participants who attended activities between Fall 2015 and Spring 2017 would have returned the following year (Fall 2017 and Spring 2018)

Acceptable Target: 80% of total participants came back the next academic school year.

Findings for Student Participants Retention

Summary of Findings: Details/Description: Participants who attended activities between Fall 2015 and Spring 2017 would have returned the following year (Fall 2017 and Spring 2018)
Acceptable Target: 80% of total participants came back the next academic school year.

We have met majority of our 80% target of total participants who came back the next academic school year from fall 2015:

* Fall 2015 events --> Out of 37 student participants, 35 students (94.59%) came back 1 year after 1st semester in school, 33 students (89.18%) came back 2 years after 1st semester in school, and 32 students (86.48%) came back 3 years after first enrollment.

* Spring 2016 events --> Out of 105 student participants, 101 students (96.19%) came back 1 year after 1st semester in school, 84 students (80%) came back 2 years after 1st semester in school, and 73 students (69.52%) came back 3 years after first enrollment.

* Fall 2016 events --> Out of 76 student participants, 59 students (77.63%) came back 1 year after 1st semester in school, 55 students (72.36%) came back 2 years after

1st semester in school, and 55 students (72.36%) came back 3 years after first enrollment.

* Spring 2017 events --> Out of 42 student participants, 27 students (64.28%) came back 1 year after 1st semester in school, 20 students (47.61%) came back 2 years after 1st semester in school, and 17 students (40.47%) came back 3 years after first enrollment.

The attached files include an Excel data of all event participants per semester to pull from (filter according to year, semester, and student participants only) and a graphic image of student retention rates per year.


Results:

Acceptable Target Achievement: Met

Actions to be Taken:

Continue tracking the retention rates of student participants who attended WRC activities.

Substantiating Evidence:

 Excel Data of WRC events and student participants (Microsoft Excel)

An Excel data of all event participants per semester to pull from (filter according to year, semester, and student participants only) to determine student retention rates per year.

Last Modified: 07/15/2017 07:14:28 PM MDT

* The Status Report for 2016-2017 assessment will be submitted through Taskstream in 2018 following SY 2017-2018 cycle.